


# alpro

## Interlock Controller

IB1



IB1 PCB only



ALP0654-1NS



ALP0658-1-L-SNS



ALPIB1BUTTON/  
LEDV2



Alpro's interlock controller is designed specifically to be used as part of an access control system, with emphasis on the control of doors within that system, which need to interlocked. It is also equipped with various adjustable time settings for door opening times and alarm delay.

The overall function of the interlock controller is to control the ingress and egress of traffic between various doors that require a specific opening and closing sequence. For example, in the case of a clean room where it is imperative that one door is closed to ensure no foreign material can enter the clean room, before the entrance door to the room is opened. That is to say, when one door is closed and locked the other door can be opened and operated.

**Dual Voltage**- 12 or 24V DC.

### High Load Capability

5 Amp double pole change over relay (1 powered output, 1 volt free) NO, NC, C - per door.

### Flexible Installation

Pluggable terminal blocks. Nylon stick-on mountings supplied.

### Dual Alarm Output

Selectable door forced or door left open alarm output. 1 Amp full changeover relay output.

### Dip Switch Controls

Accurate switching for simple and constant door control. 0-62 seconds adjustable door open time. 0-45 seconds adjustable door alarm delay.

### Cancels Remaining Door Open Time

On closing of active door, allowing other doors to open.

### Independent Controls For Each Door

All Inputs and outputs are individual for each door including timer settings and door override inputs.

### Door Status LED Output

LED output allows remote signal indication to show door status.

## Engineering LED's

9 LED's allow simple diagnostic testing to be carried out in seconds.

## Fully Expandable To Infinite Number Of Doors

Simple cross wire connection allows additional boards to be connected creating a complete interlock system of an infinite number of doors. Simply connect additional IB1 controllers as required.

## Locked or Unlocked Modes

Controller will operate in both secure 'all doors locked' mode or convenience 'all doors open' mode to suit all applications.

## Ordering Information

### Description

Interlock Control Board

Interlock Control Board Mounted in Metal 12VDC, 3A Power Supply

Interlock Control Board Mounted in Metal 12VDC, 5A Power Supply

Indicator Plate 12VDC - no legend

19mm Vandal Resistant SSS Button 12VDC - no legend

19mm Vandal Resistant Button & Led 12VDC – with legend

### Code

**IEC-IB1**

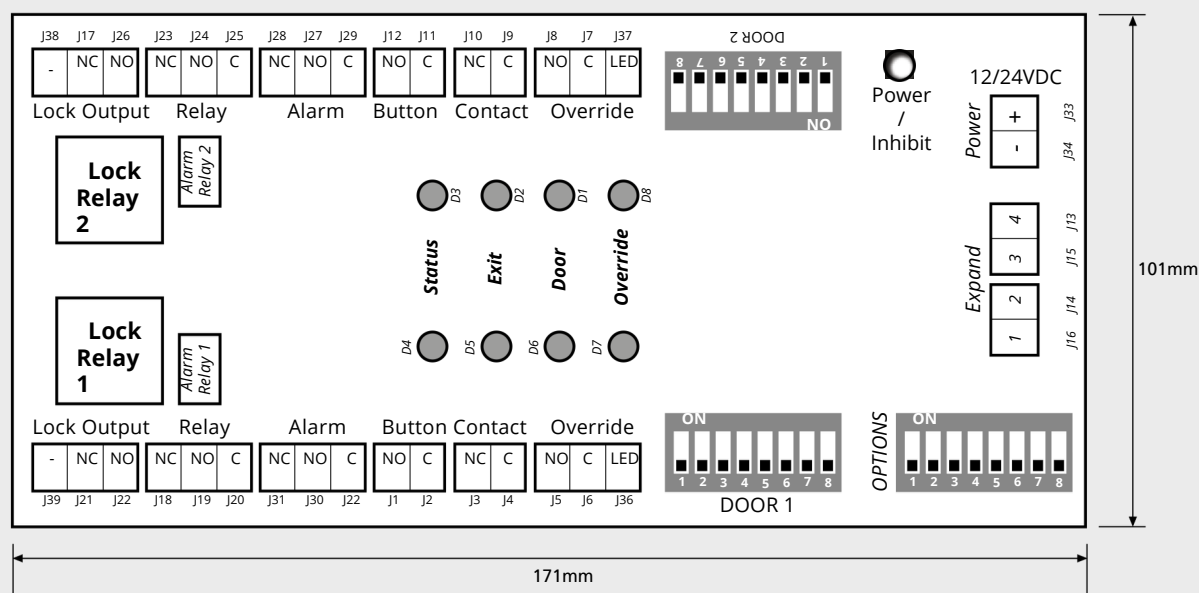
**IEC-IB1PSU12V3AMP**

**IEC-IB1PSU12V5AMP**

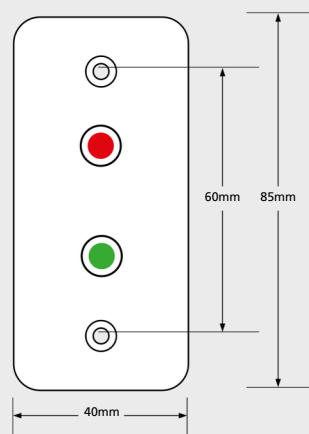
**ALP0654-1NS**

**ALP0658-1-L-SNS**

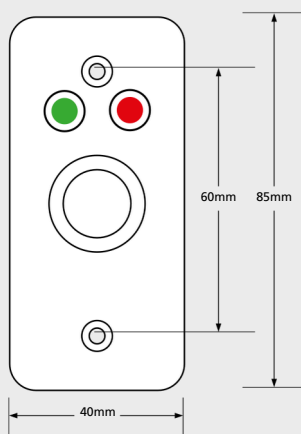
**ALPIB1BUTTON/LEDV2**



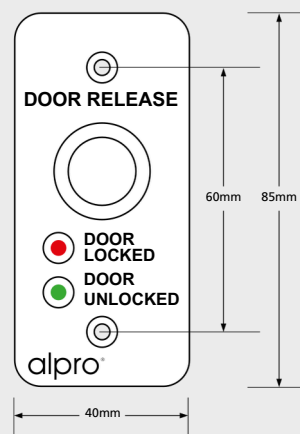
**ALP0654-1NS**



**ALP0658-1-L-SNS**



**ALPIB1BUTTON/LEDV2**



All dimensions are shown in mm.