

alpro

Electric Bolt

EB1001



The Alpro EB1001 electric bolt allows for remote access and exit control of most timber and metal doors. It is suitable in sliding or swing, single and double action operations. It can be fitted in the frame or in the door and comes with plug in LED bolt indicator as standard.

Function

Fail Safe/Power to Lock

Construction

Stainless steel bolt (15mm diameter and throw) and strike plate provide secure locking. A stainless steel dress plate is provided to cover the brushed aluminium faceplate.

Electrical Features

Voltage 12VDC \pm 15%
Activating current 1000mA
Holding current 250mA
Continuously rated solenoid
Fully protected against transient & reverse polarity

Monitoring

Door position switch
Bolt position indicator

Versatile Installation

Designed to provide concealed high security locking on any single or double action, hinged or sliding door in timber or metal for vertical or horizontal mounting.

Auto Relock Function

Can be set for 0, 3, 6 or 9 seconds.

Electric Bolt - EB1001



3 YEAR GUARANTEE

Ordering Information

Description

12VDC Electric Bolt

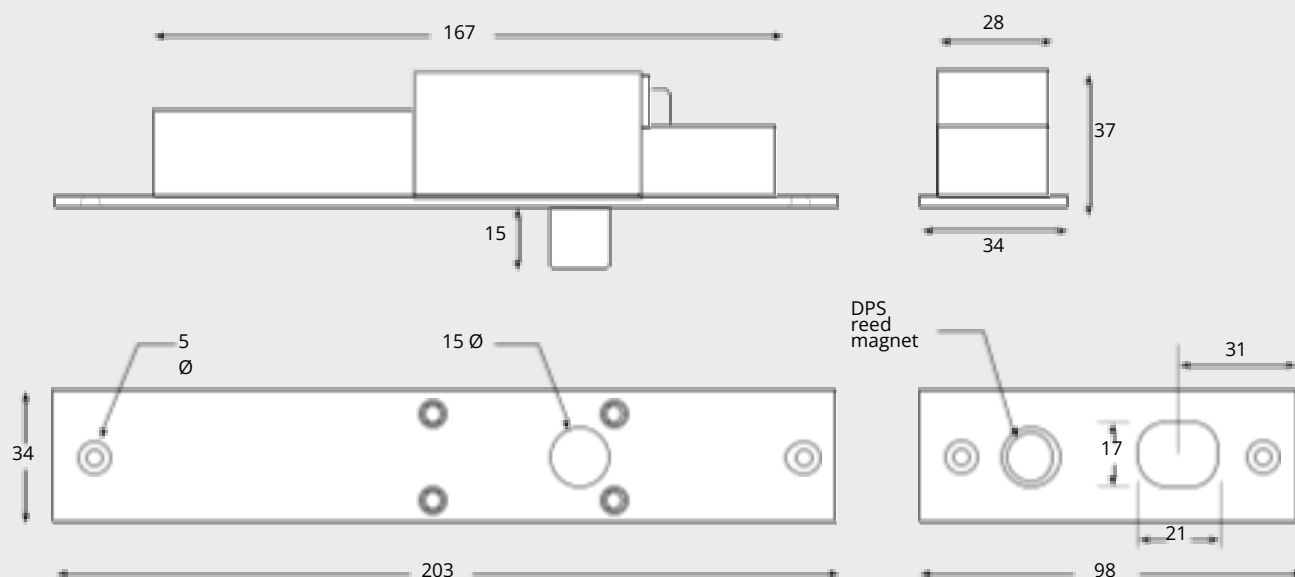
Function

Fail Safe / PTL

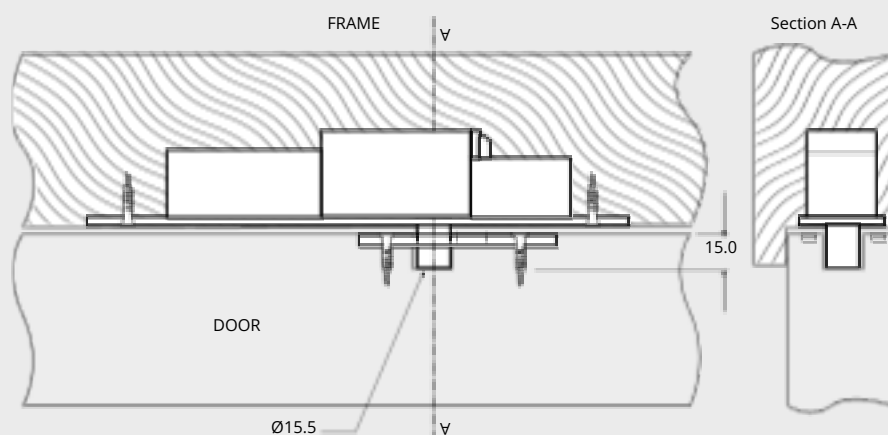
Code

EB1001/34MM/R1

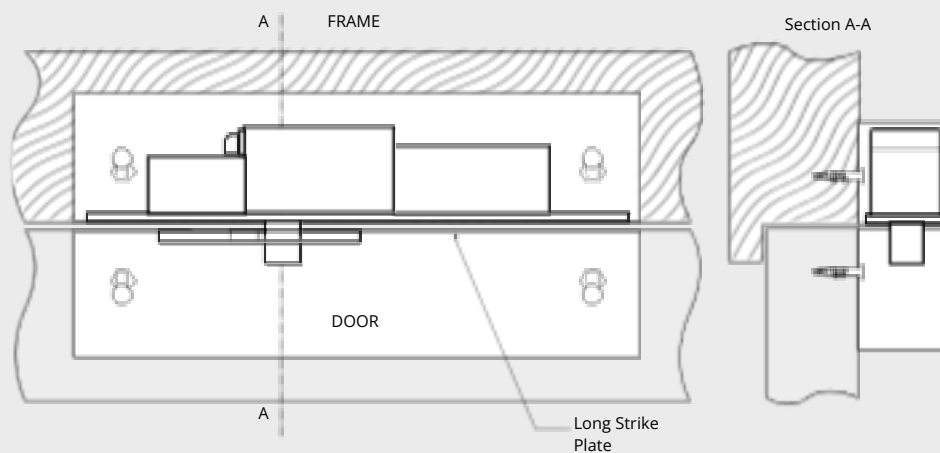
Electric Bolt - EB1001



Normal fixing



Surface mount kit - chromated steel



Housing dimensions 228mm(L) x 38mm(W) x 42mm(D)

All dimensions are shown in mm.