

# alpro

## Mortice Door Magnet

### AL1982-35.5



The Alpro 1982.35.5 Vortex magnet is designed for use when a mortice type installation is required. When external pressure is applied to open the magnet and break the hold of the unit, the pivoting pin head fitted into the electro magnet holes will initiate an additional locking from the upward movement of the integrated ball bearings which hold the pivoting pin head on the armature plate securely. When the power is disengaged from the magnet, it releases its hold on the armature plate and it returns to its normal state. The unit requires a filtered and regulated DC power supply of the correct voltage to ensure the attraction of the armature plate is initiated. The unit operates on 12/24VDC and is complete with two built in SPST reed switch sensors for remote lock monitoring status and remote door monitoring status.

**High Holding Force**

Holding force 1,500Kg

**Weight**

1.3Kg

**Magnet Body Dimensions**

226mm(L) x 35.5mm(W) x 26.5mm(D)

**Armature Plate (including bracket) Dimensions**

226mm(L) x 35.5mm(W) x 25.7mm(D)

**Multiple Voltage Input**

Any voltage from 12VDC to 24VDC

**Low Current Consumption**

Volts	Current
12VDC	240mA
24VDC	120mA

**Dual Monitoring**

Locking and door position

**Early Warning Alarm EW Technology**

Magnets are fitted with EW pressure sensors able to send an alarm before access is gained. Also fitted with buzzer.

**Built-in MOV Surge Protection**

**Mortice mounting for concealed installation**

**Armature plate security bracket**

**No residual magnetism ISO and TÜV tested**



## 5 YEAR GUARANTEE

Mortice Door Magnet - AL1982-35.5

Ordering Information

Description

Small mortice mounted magnet - 12/24VDC

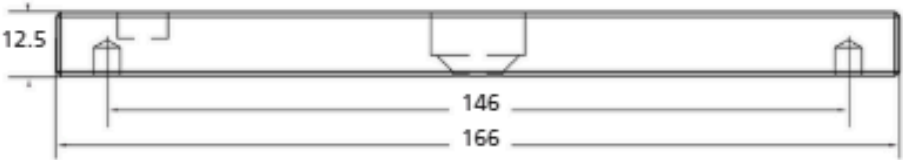
Code

Satin Anodised


Code

AL1982-35.5

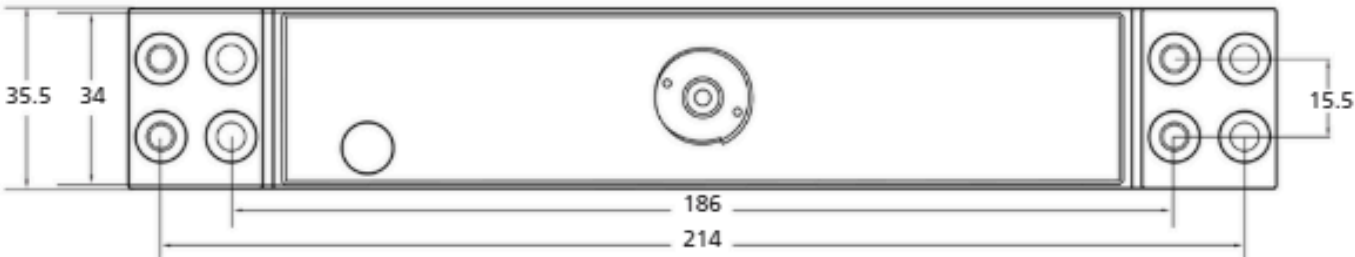
Armature plate



Armature plate including bracket (side view)



Armature plate including bracket



Magnet

