



alpro

Round Mortice Cylinder Deadlatches

524510 Lock Type



R = Reversible Handing

Deadlatches offer flexible control of situations and can be used in conjunction with electric strikes to provide the added option of remote access control.

Designed to operate on doors with 3mm door gaps, the deadlatches can also be operated with the 459 paddle handle (cam plug required).

Features

- Range of back sets available
- Locks accept standard 37/32" 29.37mm mortice key or thumbturn cylinder
- Faceplate finish SAA
- Industry standard ANSI cut outs
- Europrofile or round mortice cylinder options
- Latch hold back facility
- Latches compatible for use with electric strikes

Round Mortice Cylinder Deadlatches - 524510 Lock Type



3 YEAR GUARANTEE

Ordering Information

Description

	For use with	Finish	Code
Deadlatch to suit round mortice cylinder back set (LH)		N/A	5245101
Deadlatch to suit round mortice cylinder back set (RH)		N/A	5245102
Deadlatch to suit round mortice cylinder 31/32" back set (RH)		N/A	5245103
Deadlatch to suit round mortice cylinder 31/32" back set (LH)		N/A	5245104
Alpro Deadlatch to suit round mortise cylinder complete with strike plate back set R		N/A	5245105
Flat faceplate - width 25mm	4570/4510	SAA	52FP4511
Radius faceplate - width 25mm	4570/4510	SAA	52FP4512
Radius faceplate with weather strip-width 25mm	4570/4510	SAA	52FP4513
Strike plate		N/A	5235
Deadlatch fixing kit - width 25mm	4570/4510	N/A	5245-FIX-KIT
Extended strike plate	4570/4510	N/A	5245ESP

For details of the faceplate variants available, see page Lock Accessories datasheet [link](#).

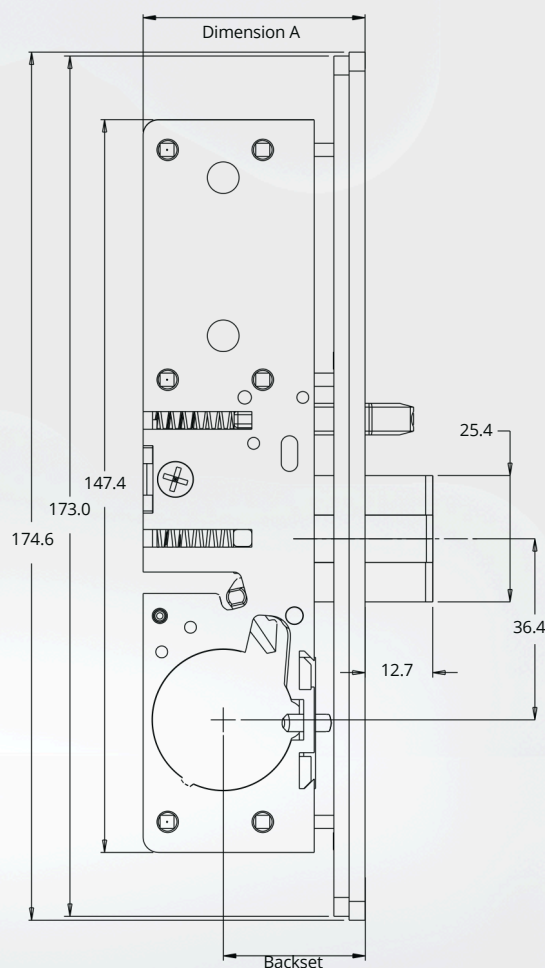
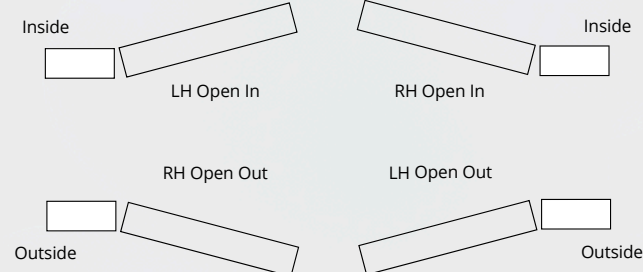
Imperial Backset	Metric Equivalent	Dimension A
31/32"	24.6 mm	41.4mm
1 1/8	28.6 mm	45.2mm
1 1/2	38.1 mm	50 mm

Handing of doors for locks

The description of swinging door operation always viewed from the outside.

LH: Door hinges on left

RH: Door hinges on right



524510 Lock Type

All dimensions are shown in mm.